

Affordable Customization,
Ultimate Flexibility



innovation

STYLE

custom size
& finish

Durability

SLOT BASE
Product Line

BASES | Providing high quality slot machine products through innovative design, affordable customization, and flexible, one-on-one customer service.

Elite Casino Products, Inc.

730 North Baker Drive, Itasca, IL 60143
Ph. 630-545-0927 www.ecp-usa.com



Bases

NEW!

Standard Base



Description:

If you are looking for slot base economy and durability, look no further than the new Standard Base. A classic look with rugged durability, our traditionally styled base can handle your toughest players.

Construction Options:

- Single Door:
 - Hinged
 - Drop down
- Floorless

Trim Options:

- End Panel, Lighted
- Bullnose Accent Lighting
 - *Accent Lighting available in Red, Green, Blue, Amber, White, and Color-Changing.

Finishing Choices:

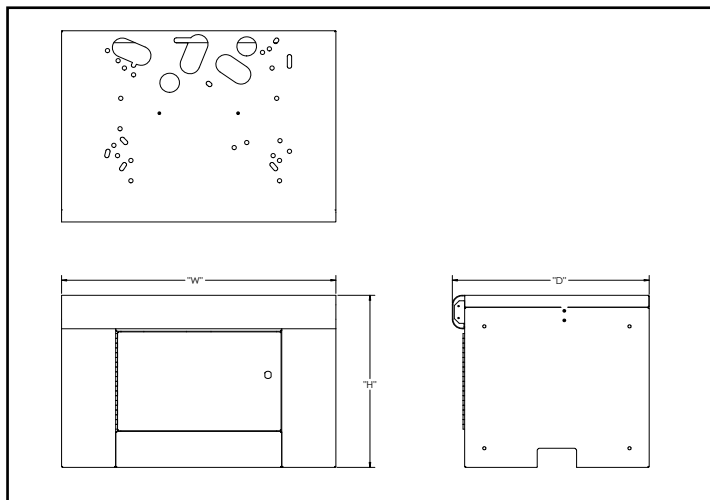
- Vinyl-Clad Metal
- Powder-Coated
- Unlimited color/pattern variations

Available Sizes*:

Width = 21 to 36 inches
Depth = 16 to 22 inches
Height = 14 to 24 inches
**All product dimensions can be customized to unique specifications.*



Technical Specs:



ECP offers a universal product line featuring slot machine components that are manufactured with the highest quality and designed with attractive style for today's active slot floors.

Elite Casino Products
730 N. Baker Drive Itasca, Illinois 60143
Ph. (630) 545-0927
Em. sales@ecp-usa.com
www.ecp-usa.com



Base Product Line

The TITO Base

Description:

Our TITO and TITO Comfort Bases offer durability with a splash of style. These bases are a great way to spice up the look of your slot floor while maintaining the durability that only a metal base can provide. Keep your players feeling like a VIP with the TITO and TITO Comfort Bases.

Construction Options:

- Steel Construction
- Aluminum Construction

Trim Options:

- End Panel
 - End Panel, Lighted
 - Bullnose Accent Lighting
 - Down Lighting
- *Accent and Down Lighting available in Red, Green, Blue, Amber, White, and Color-Changing.*

Finishing Choices:

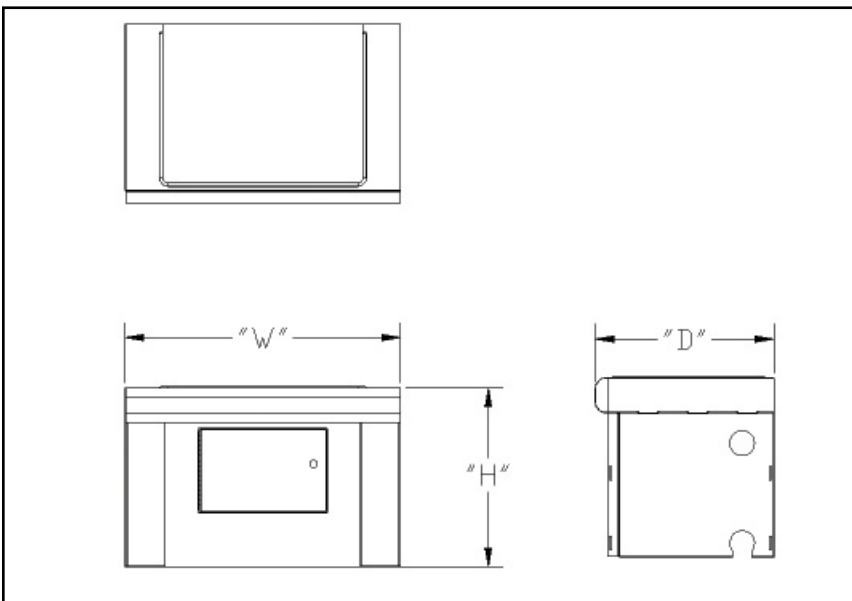
- Vinyl-Clad Metal
- Powder-Coated
- Unlimited color/pattern variations

Available Sizes*:

Width = 21 to 36 inches
Depth = 16 to 22 inches
Height = 14 to 24 inches
**All product dimensions can be customized to unique specifications.*



Technical Specs:



Cabinets



Top Boxes



Toppers



Bases





Bases

The TITO Comfort Base



Footrest size is adjustable to client preference.



Available Options:

FOR TITO & TITO Comfort Base



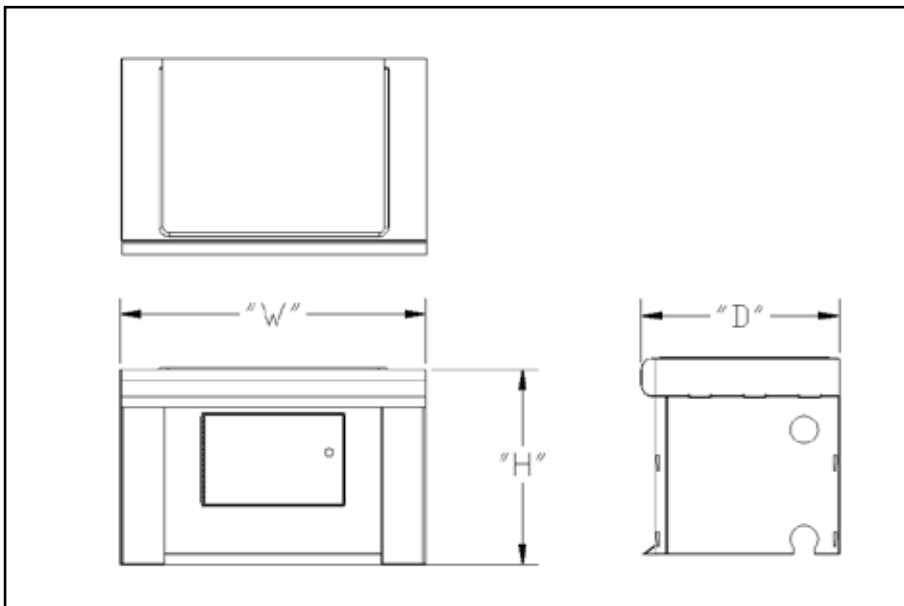
Side Panel
(Standard or Lighted)



Bullnose Accent Lighting



Down Lighting



ECP offers a universal product line featuring slot machine components that are manufactured with the highest quality and designed with attractive style for today's active slot floors.

Elite Casino Products

730 N. Baker Drive Itasca, Illinois 60143

Ph. (630) 545-0927

Em. sales@ecp-usa.com

www.ecp-usa.com



Base Product Line



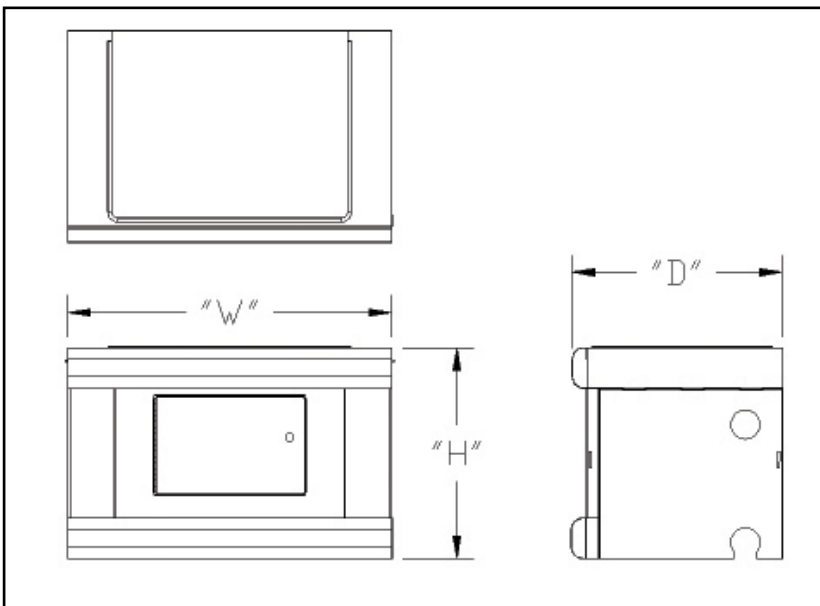
*Shown with optional Lighted End Panel

The TITO Footrest Base

Description:

A variation of our popular TITO Base, the TITO Footrest Base gives players a comfortable area to rest their feet while enjoying slot game play. As with all ECP's base products, the TITO Footrest base can be finished with a custom color match, pattern, or laminate to exactly match the casino's ambiance.

Technical Specs:



Construction Options:

- Steel Construction
- Aluminum Construction

Trim Options:

- End Panel
 - End Panel, Lighted
 - Bullnose Accent Lighting
 - Down Lighting
- *Accent and Down Lighting available in Red, Green, Blue, Amber, White, and Color-Changing.*

Finishing Choices:

- Vinyl-Clad Metal
- Powder-Coated
- Unlimited color/pattern variations

Available Options:



Side Panel
(Standard or Lighted)



Bullnose Accent Lighting



Down Lighting

Available Sizes*:

Width = 21 to 36 inches
 Depth = 16 to 22 inches
 Height = 14 to 24 inches
**All product dimensions can be customized to unique specifications.*

Cabinets



Top Boxes



Toppers



Bases



Elite Casino Products:
Your Slot Product Resource

Base Product Line



The SlimTech Base

Description:

Maximize floorspace with ECP's SlimTech Base! This lean, sleek product is dependable and specifically designed to compliment today's slimmer slot machines. As gaming evolves toward smaller machines, the SlimTech Base gives you the ability to have a higher concentration of machines on your casino floor.

Construction Options:

- Steel Construction
- Aluminum Construction
- Single Door
- Double Door

Finishing Choices:

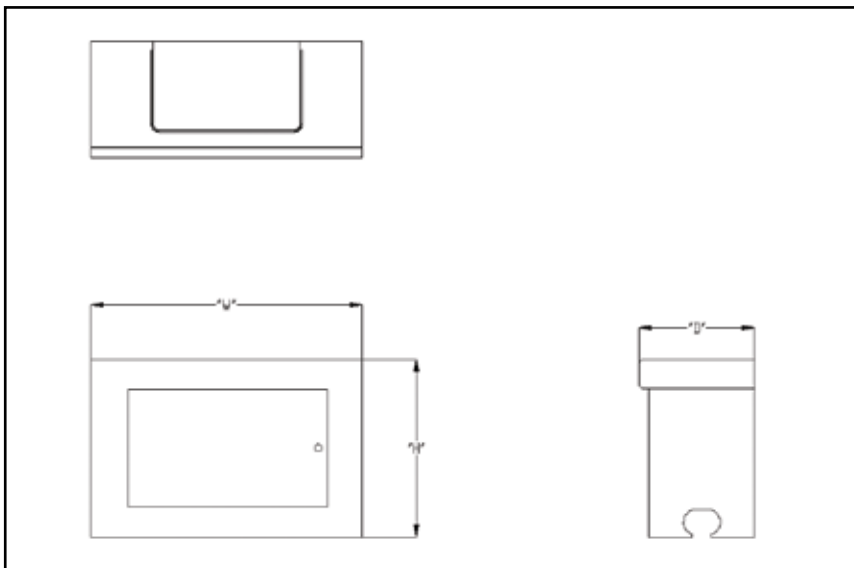
- Powder-Coated
- Extensive color options

Available Sizes*:

Width = 21 to 36 inches
Depth = 11 to 16 inches
Height = 14 to 24 inches

**All product dimensions can be customized to unique specifications.*

Technical Specs:



Cabinets



Top Boxes



Toppers



Bases





Bases

The Traditional Base



Description:

If you are looking for slot base economy and durability, look no further than "The Traditional". A classic look with rugged durability, our traditional-style base can handle your toughest players.

Construction Options:

- Steel Construction
- Aluminum Construction
- Single Door
- Double Door
- Floorless

Trim Options:

- End Panel, Lighted
- Bullnose Accent Lighting
**Accent Lighting available in Red, Green, Blue, Amber, White, and Color-Changing.*

Finishing Choices:

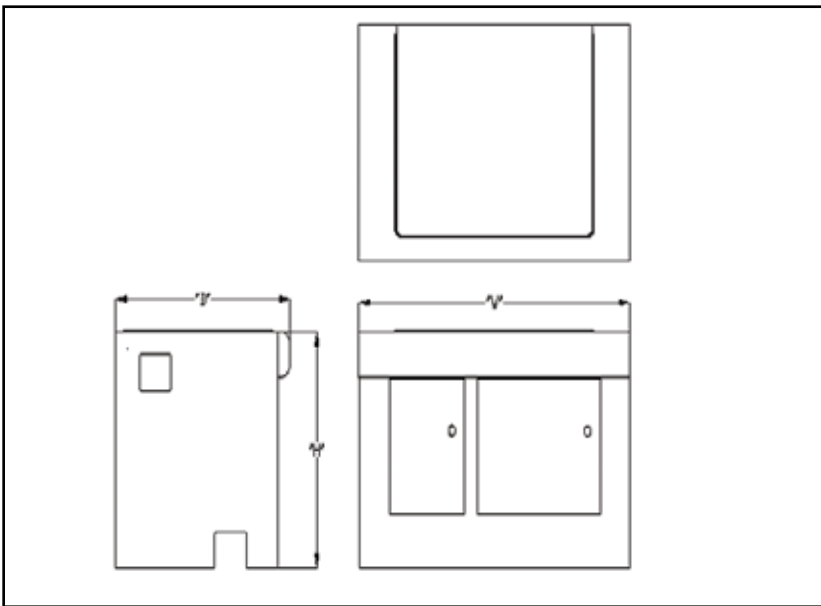
- Vinyl-Clad Metal
- Powder-Coated
- Unlimited color/pattern variations

Available Sizes*:

Width = 21 to 36 inches
Depth = 16 to 22 inches
Height = 14 to 24 inches

**All product dimensions can be customized to unique specifications.*

Technical Specs:



Available Options:



Side Panel
(Standard or Lighted)



Bullnose Accent Lighting

ECP offers a universal product line featuring slot machine components that are manufactured with the highest quality and designed with attractive style for today's active slot floors.

Elite Casino Products

730 N. Baker Drive Itasca, Illinois 60143
Ph. (630) 545-0927
Em. sales@ecp-usa.com
www.ecp-usa.com





Bases

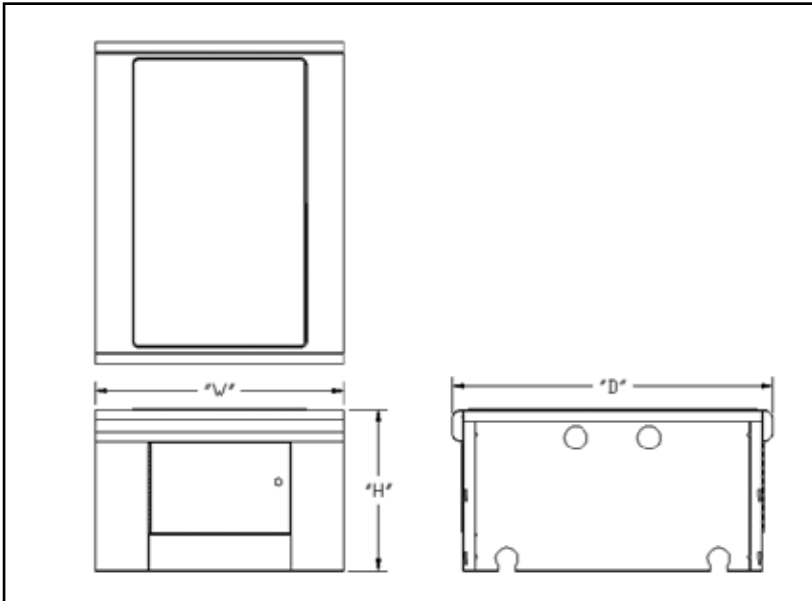
The Standard-Duo Base



Description:

Two bases in one! The Standard-Duo base is a great way to reduce cost and installation time when you have a back-to-back configuration. By combining two bases into one, we eliminate redundant components resulting in direct savings to you.

Technical Specs:



Construction Options:

- Steel Construction
- Aluminum Construction
- Single Door
- Double Door

Trim Options:

- End Panel
 - End Panel, Lighted
 - Bullnose Accent Lighting
- *Accent Lighting available in Red, Green, Blue, Amber, White, and Color-Changing.*

Finishing Choices:

- Vinyl-Clad Metal
- Powder-Coated
- Unlimited color/pattern variations

Available Options:



Side Panel
(Standard or Lighted)



Bullnose Accent Lighting

Available Sizes*:

Width = 21 to 36 inches
 Depth = 32 to 44 inches
 Height = 14 to 24 inches

**All product dimensions can be customized to unique specifications.*

ECP offers a universal product line featuring slot machine components that are manufactured with the highest quality and designed with attractive style for today's active slot floors.

Elite Casino Products

730 N. Baker Drive Itasca, Illinois 60143
 Ph. (630) 545-0927
 Em. sales@ecp-usa.com
 www.ecp-usa.com



Slot Products for the Gaming Industry

*From Concept
Development
to Production*

SERVICES:

- Electrical Engineering
- Mechanical Engineering
- Production Assembly
- Software Engineering
- Conceptual Design
- Cost Reduction Engineering
- Photo-Realistic Renderings
- Prototypes

EXPERIENCED IN DESIGN FOR:

- Precision Metal Fabrication
- Screw Machine Products
- Wire Harnesses
- Circuit Board Assemblies (PCBA)
- Plastics
 - Injection Molding
 - Vacuum Forming
 - Pressure Forming
 - Drape Forming
 - Plastic Machining
- Glass - Printed Art
- Metal Die Casting
- Sand Casting
- CNC Machining

Base Configurations

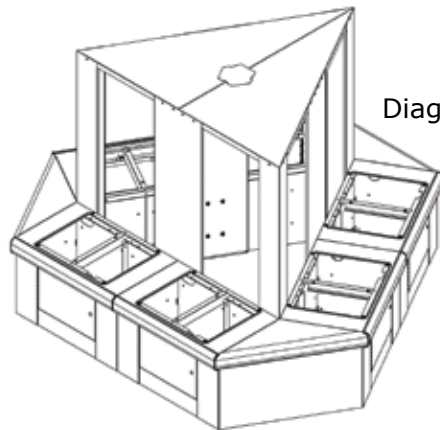


Diagram 1

About Configurations:

The possibilities are endless when it comes to the configuration options of ECP base products. A small sampling of our standard configurations are pictured to the left. Configurations such as the carousel, triangle, and straight or arched bank help to maximize slot floor space and offer appealing groupings to attract customers to your games.

Configuration Options:

ECP routinely customizes any configuration or grouping of bases to our customers specifications.

Upright filler ("Game Guards") components are available to prevent unauthorized access to interior portion of grouping. (See Diagram 1)



Elite Casino Products, Inc.

730 N. Baker Drive
Itasca, Illinois 60143
Ph. (630) 545-0927
Em. sales@ecp-usa.com
www.ecp-usa.com